


- Blaine
- Burnsville
- Edina (Southdale)
- Woodbury



SCHEDULING
Ph: (952) 345-3000
Fax: (952) 345-6789

INSURANCES ACCEPTED: Aetna, America's PPO, Auto, Blue Cross/Blue Shield, HealthEast, Medicare, Medica, Preferred One, Select Care network, Tri-care, Ucare, United Healthcare, Workers comp, more

Today's Date: _____
 Patient Name: _____ DOB: _____ Sex: M F
 Patient Phone: Home #: (____) _____ Work #: (____) _____
 Patient Primary Insurance: _____ Policy #: _____
 Specific Instructions: _____

All NEW patients referred to NDBC by a non-speciality provider must be seen as a comprehensive patient and be evaluated by our Medical Department first.

COMPREHENSIVE WORK-UP Physician Consultation, Diagnostic Testing, Physical Therapy
<input type="checkbox"/> EVALUATE & TREAT PER NDBC PROTOCOL: (EMR# MD) Initial physician consultation, Diagnostic Testing in our Balance Lab per NDBC protocols, Physical Therapy Evaluation, and a 5-10 week rehabilitation plan based upon initial findings. Monthly re-evaluations with a NDBC physician or physical therapist are made to determine continued treatment plans. All reports will be faxed to your office after each evaluation.
<input type="checkbox"/> CONCUSSION EVALUATION PROTOCOL: (EMR# MD-PC) Initial physician consultation, activity restrictions plan, Post-injury ImPACT and Computerized Dynamic Posturography testing, Physical Therapy Evaluation, and a 2-5 week rehabilitation plan based upon ongoing symptoms. All reports will be faxed to your office. Ongoing activity restrictions will be monitored by a NDBC physician and a final return-to-play decision will be made using NDBC's "Return to Play" concussion protocol.
DIAGNOSIS OR REASON FOR REFERRAL: _____

All RETURNING patients referred to NDBC by a non-speciality provider can be referred directly into NDBC Physical Therapy department if the provider chooses to do so.

PHYSICAL THERAPY SERVICES Physical Therapy Evaluation & Treatment Only
RETURNING PATIENTS ONLY
<input type="checkbox"/> EVALUATE & TREAT PER NDBC PROTOCOL: (EMR# PT) Physical Therapy Evaluation, baseline testing using Computerized Dynamic Posturography, and a 5-10 week rehabilitation plan based upon initial findings. All reports will be faxed to your office.
<input type="checkbox"/> POSITIONAL VERTIGO (BPPV) PROTOCOL: (EMR# PT-BPPV) Physical Therapy Evaluation, Video-Occludography evaluation of semi-circular canals for otoconia crystals, and canalith repositioning if indicated. If negative, our standard PT protocol above will be followed.
DIAGNOSIS OR REASON FOR REFERRAL: _____

Physician Signature: (required) _____ Phone: _____
 Physician Name: (print) _____ Clinic/Location: _____

SEE REVERSE SIDE FOR MAPS & DIRECTIONS - If you have any questions, call any NDBC location.

National Dizzy & Balance Center Locations

Burnsville Clinic

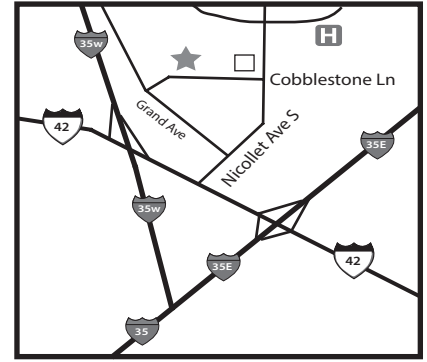
Burnsville Service Center
162 Cobblestone Lane
Burnsville, MN 55337

From 35E:

Exit on Co Rd 42 and go west. Proceed west and turn right on Nicollet Ave. to Cobblestone Ln and turn left. Proceed on Nicollet Ave and turn left on Cobblestone Ln.

From 35W:

Exit on Co Rd 42 and go east. Proceed east and turn north (left) on Nicollet Ave. Proceed on Nicollet Ave and turn left on Cobblestone Ln.



Blaine Clinic

Continental Business Center
1630 101st Ave NE., Suite 160
Blaine, MN 55449

**** Our building is located on the South East corner of Davenport and 101st Ave NE. ****

From The North:

Take Highway 65/Central Ave NE South to 105th Ave NE. Take a left on 105th Ave NE. Take a right onto Davenport St. NE. Follow to 101st Ave N and turn left.

From The South:

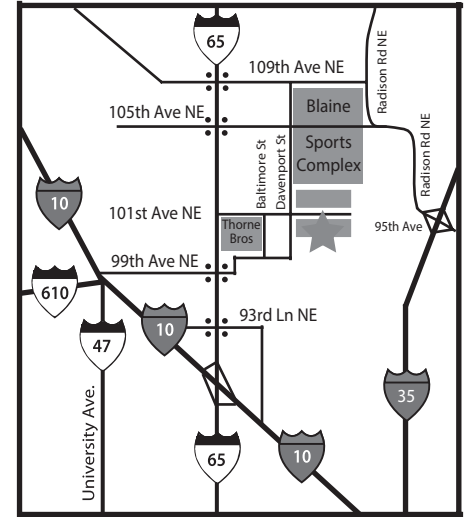
Take MN 65 N/Central Ave NE North. Look for the Thorne Brother's Fishing sign, take a right on 101st St NE. Follow to our building on the right.

From The West

Take US 10 east to MN 65/Central Ave NE. Turn left onto MN 65/Central Ave NE. Take right onto 101st Ave NE.

From The North / East

Head South on I-35W S. Take exit 30 for US-10 W. Take the MN-65/Central Ave exit, go North on MN-65/Central Ave. Turn right onto 101st Ave NE. **ALTERNATE** - Head South on I-35W S. Take exit 32 for 95th Ave NE. Take right, go 2 miles to 105th Ave. Take Left. Go West .7miles. Take a left onto Davenport St. NE. Follow to 101st Ave N and turn left.



Edina (Southdale) Clinic

6700 France Ave., Suite 300
Edina, MN 55435

****Handicap parking is located in the rear of the building. Park there, enter building, then follow the signs to our 6700 building to the left, up the elevator to third floor.****

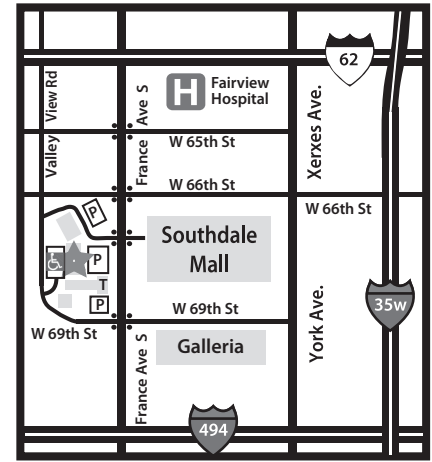
Our clinic is located in the 6700 Building on France Ave., across the street from Southdale Mall on the west side.

From The North:

Hwy 62 to France Ave S. Go South on France to the 4th set of stoplights, take right into our complex, left into our parking lot.

From The South:

Hwy 494 to France Ave S. Go North on France Ave. to the stoplights just after W 69th St., take left into our complex, and left again into our parking lot.



Woodbury Clinic

7650 Currell Blvd., Suite 260
Woodbury, MN 55125

From The North:

Merge onto I-35S. Keep Left to take I-35E S toward St. Paul. Merge onto I-694 E Via Exit 114. I-694 E becomes I-494 W. Take the Tamarack Rd exit, EXIT 58C. Turn left onto Tamarack Rd. Turn Right onto Bielenberg Drive. Turn left onto Currell Blvd. 7650 Currell Blvd, Suite 260, Woodbury, MN 55125 is on the left (before you get onto Valley Creek Road.)

From The South:

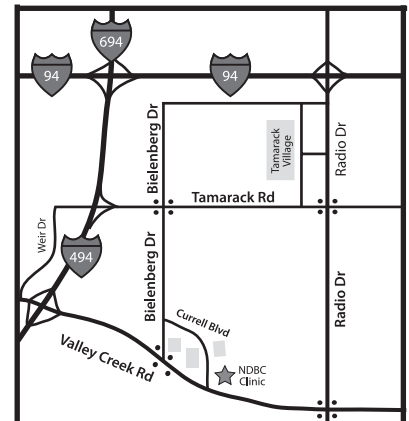
Merge onto I-35N. Keep right to take I35-E N toward St. Paul. Merge onto I-494 E. Take the Valley Creek Rd. exit, EXIT 59. Turn right onto Valley Creek Rd. Turn left onto Bielenberg Drive. Take the 1st right onto Currell Blvd. 7650 Currell Blvd, Suite 260, Woodbury, MN 55125 is on the left (before you get onto Valley Creek Road.)

From The West:

Merge onto 212/US-212 E. Merge onto I-494 E. Turn right onto Valley Creek Rd. Turn left onto Bielenberg Drive. Take the 1st right onto Currell Blvd. 7650 Currell Blvd, Suite 260, Woodbury, MN 55125 is on the left (before you get onto Valley Creek Road.)

From the East:

Merge onto I-94 W. toward St. Paul (Crossing into Minnesota). Take the County Hwy-13/Inwood Ave. exit, EXIT 250, toward Radio Drive. Turn left onto Inwood Ave. N./Country Hwy-80/County Hwy-13. Continue to follow County Hwy-13. Turn right onto Valley Creek Rd. Take the 3rd right onto Currell Blvd., then make first immediate right into building. 7650 Currell Blvd, Suite 260, Woodbury, MN 55125 is on the right.



SCHEDULING

Ph: (952) 345-3000 Fax: (952) 345-6789